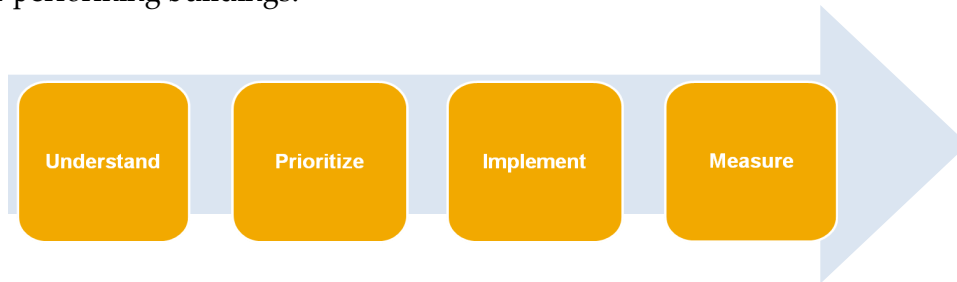


Find, Track & Prove Energy Savings for Buildings

How We Will Help

We take utility data – that building professionals often don't see or understand – and turn it into something useful, insightful and actionable. At a macro business level, we help you answer the business questions that lead to better performing buildings.



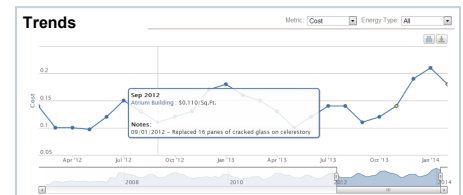
How are your buildings doing?

Understand building performance at a building or portfolio level. See performance in simple metrics and benchmark a building against itself, a portfolio, its peers and ENERGY STAR Portfolio Manager.

Benchmark			
	Energy Type: <input type="text" value="All"/>		
UNITS	PREVIOUS 12 MO	CURRENT 12 MO	% CHANGE
Cost/SF	\$1.54	\$1.22	-21.1% ↓
Consumption/SF	102	70	-31.3% ↓
Carbon/SF	32.81	23.27	-29.1% ↓

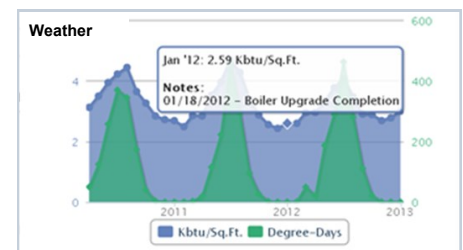
Are buildings getting better or worse?

Prioritize where to focus attention by watching building expense and use move with weather patterns and changes in your building. Spend time finding solutions for those buildings with the greatest needs.



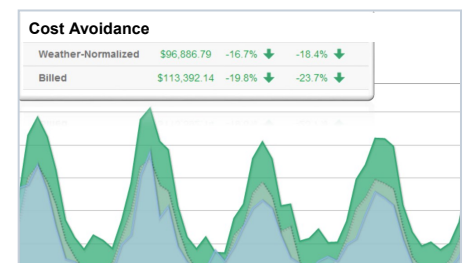
Where are the best opportunities for savings?

Implement solutions that will change building performance. Identify low cost operation and maintenance changes, and plan for improvements with a good return on investment.



Have past improvements paid off?

Measure and prove the results. Every investment—large or small—should yield results. Tracking changes and improvements will allow you to build best practices and save more.



□